

Level measurement

Continuous level measurement – Ultrasonic transducers

EchoMax XPS and XCT

Overview



EchoMax XPS/XCT transducers use ultrasonic technology to measure level in a wide range of liquids and solids.

Benefits

- Integral temperature compensation
- Low ringing effect reduces blanking distance
- Optional foam facing for dusty applications
- Self-cleaning and low-maintenance
- Chemically resistant
- Hermetically sealed

Application

The transducers can be fully immersed, are resistant to steam and corrosive chemicals, and can be installed without flanges.

The XPS series offers versions for various measuring ranges up to 40 m (130 ft) and up to a max. temperature of 95 °C (203 °F).

The XCT series can be used in applications at higher temperatures to measure level up to a distance of 12 m (40 ft) and at a max. temperature of 95 °C (203 °F).

During operation, the EchoMax transducers emit acoustic pulses in a narrow beam. The level monitor measures the propagation time between pulse emission and its reflection (echo) to calculate the distance.

4

Level measurement

Continuous level measurement – Ultrasonic transducers

EchoMax XPS and XCT

Technical specifications

Input	XPS-10 (standard and F models)	XPS-15 (standard and F models)	XPS-30	XPS-40	XCT-8 (standard and sanitary models)	XCT-12
Measuring range	0.3 ... 10 m (1 ... 33 ft)	Standard: 0.3 ... 15 m (1 ... 50 ft) Flanged: 0.45 ... 15 m (1.5 ... 50 ft)	0.6 ... 30 m (2 ... 100 ft)	0.9 ... 40 m (3 ... 130 ft)	0.6 ... 8 m (2 ... 26 ft)	0.6 ... 12 m (2 ... 40 ft)
Output						
Frequency	44 kHz	44 kHz	30 kHz	22 kHz	44 kHz	44 kHz
Beam angle	12°	6°	6°	6°	12°	6°
Environmental						
Location	Indoors/outdoors					
Ambient temperature	Standard: -40 ... +95 °C (-40 ... +203 °F) F: -20 ... +95 °C (-4 ... +203 °F)				Standard: -40 ... +145 °C (-40 ... +293 °F) Sanitary: -40 ... +125 °C (-40 ... +260 °F)	-40 ... +145 °C (-40 ... +293 °F)
Pollution degree	4					
Pressure	8 bar g (120 psi g) Flanged: 0.5 bar g (7.25 psi g)	8 bar g (120 psi g) Flanged: 0.5 bar g (7.25 psi g)	0.5 bar g (7.25 psi g) Flanged: 0.5 bar g (7.25 psi g)	0.5 bar g (7.25 psi g)	Standard: 4 bar g (60 psi g): -40 ... +138 °C (-40 ... +280 °F) Standard: 8 bar g (120 psi g): -40 ... +95 °C (-40 ... +203 °F) Flanged: 0.5 bar g (7.25 psi g) Sanitary: XCT-8: 0.5 bar g (7.25 psi g)	
Design						
Weight	0.8 kg (1.8 lb)	1.3 kg (2.8 lb) Flanged: 2 kg (4.4 lb)	4.3 kg (9.5 lb)	8 kg (18 lb)	0.8 kg (1.7 lb)	1.3 kg (2.8 lb)
Power supply	Operation of transducer only with approved Siemens Milltronics controllers					
Material	Standard: PVDF Flanged: PVDF with CPVC flange Option: PTFE face with CPVC flange	Standard: PVDF Flanged: PVDF with CPVC flange Option: PTFE face with CPVC flange	Standard: PVDF Flanged: PVDF with CPVC flange Option: PTFE face with CPVC flange	PVDF	Standard: PVDF Options: DERAKANE flange; PTFE face with universal PVDF flange	
Color	Standard: blue F: gray	Standard: blue F: gray	blue	blue	white	
Process connection	Standard: 1" NPT or 1" BSPT F: 1" NPT	Standard: 1" NPT or 1" BSPT F: 1" NPT	1.5" universal thread (NPT or BSPT)		1" NPT or R 1" (BSPT), EN 10226	
Degree of protection	IP66/68	IP66/68	IP66/68	IP66/68	IP66/68	IP66/68
Cable	2 wire twisted pair/braided and foil shielded 0.5 mm ² (20 AWG) PVC jacket				2 wire twisted pair/braided and foil shielded 0.5 mm ² (20 AWG) silicone jacket	
Separation	Max. 365 m (1 200 ft)					
Certificates and approvals	Standard: CE ¹⁾ , CSA, FM, ATEX II 2GD F: FM Class I, Div T, Groups A, B, C and D, Class II Div 1, Groups E, F and G, Class III	Standard: CE ¹⁾ , CSA, FM, ATEX II 2GD F: FM Class I, Div T, Groups A, B, C and D, Class II Div 1, Groups E, F and G, Class III	CE ¹⁾ , CSA, FM, ATEX II 2G 1D	CE ¹⁾ , CSA, FM, ATEX II 2G 1D	Standard: CE ¹⁾ , CSA, FM, ATEX II 2GD Sanitary: CE, CTICK, CSA _{US/C}	CE ¹⁾ , CSA, FM, ATEX II 2GD

¹⁾ EMC certificate available on request.

Level measurement

Continuous level measurement – Ultrasonic transducers

EchoMax XPS and XCT

Selection and Ordering data	Order No.	Selection and Ordering data	Order code
EchoMax XPS-10 ultrasonic transducer High-frequency ultrasonic transducer designed for a wide variety of liquid and solid applications, for use with approved controllers. Includes integral temperature sensor. Measuring range: min. 0.3 m, max. 10 m	7ML1115-	Further designs Please add "-Z" to Order No. and specify Order code(s). Stainless steel tag [69 x 50 mm (2.71 x 1.97 inch)]: Measuring point number/ identification (max. 27 characters) specify in plain text	
Mounting thread and facing 1" NPT [(Taper), ANSI/ASME B1.20.1] 1" NPT [(Taper), ANSI/ASME B1.20.1] with foam facing ¹⁾ 1" NPT [(Taper), ANSI/ASME B1.20.1] with PTFE facing ²⁾ R 1" [(BSPT), EN 10226] R 1" [(BSPT), EN 10226] with foam facing ¹⁾ R 1" [(BSPT), EN 10226] with PTFE facing ²⁾	0 1 2 3 4 5	Operating Instructions Quick Start guide, multi-language Applications Guidelines, multi-language Note: The Applications Guidelines should be ordered as a separate line item on the order. This device is shipped with the Siemens Milltronics manual CD containing the complete ATEX Quick Start and Operating Instructions library.	Order No. 7ML1998-5QM82 7ML1998-5HV61
Cable length 5 m (16.40 ft) 10 m (32.81 ft) 30 m (98.43 ft) 50 m (164.04 ft) 100 m (328.08 ft)	B C E F K	Accessories Tag, stainless steel with hole, 12 x 45 mm (0.47 x 1.77 inch), one text line for fastening on sensors Submergence shield kit Easy Aimer 2, with ¾" x 1" NPT PVC coupling Easy Aimer 2, aluminum with M20 adapter and 1" and 1½" BSPT aluminum couplings Easy Aimer 304, with stainless steel coupling Easy Aimer 304, with M20 adapter and 1" and 1½" BSPT 304 SS couplings Universal box bracket, mounting kit Channel bracket, wall mount Extended channel bracket, wall mount Channel bracket, floor mount Extended channel bracket, floor mount Bridge channel bracket, floor mount (see Mounting Brackets on page 4/204 for more information) 1" NPT locknut, plastic 1" BSPT locknut, plastic	7ML1930-1BJ 7ML1830-1BH 7ML1830-1AQ 7ML1830-1AX 7ML1830-1AU 7ML1830-1GN 7ML1830-1BK 7ML1830-1BL 7ML1830-1BM 7ML1830-1BN 7ML1830-1BP 7ML1830-1BQ 7ML1830-1DS 7ML1830-1DR
Mounting flange None 3" ASME, 150 lb, flat faced 4" ASME, 150 lb, flat faced 6" ASME, 150 lb, flat faced 8" ASME, 150 lb, flat faced DN 80, PN 10/16, Type A, flat faced DN 100, PN 10/16, Type A, flat faced DN 150, PN 10/16, Type A, flat faced JIS10K3B Style JIS10K4B Style JIS10K6B Style (Note: Flange bolting patterns and facings dimensionally correspond to the applicable ASME B16.5 or EN 1092-1, or JIS B 2220 standard.)	A C D E F G J L M P R		
Approvals ATEX II 2 GD, FM Class I Div. 2, SAA Class I Zone 1 CSA Class I Div. 1 ³⁾	3 4		

¹⁾ Not available with flanged versions

²⁾ Available with flanged versions only

³⁾ Valid with mounting thread and facing options 0 ... 2 only

Level measurement

Continuous level measurement – Ultrasonic transducers

EchoMax XPS and XCT

Selection and Ordering data

EchoMax XPS-10F ultrasonic transducer

High-frequency ultrasonic transducer designed for a wide variety of liquid and solid applications, for use with approved controllers. Includes integral temperature sensor.

Measuring range: min. 0.3 m, max. 10 m

Mounting thread and facing

1" NPT [(Taper), ANSI/ASME B1.20.1]

Cable length

5 m (16.40 ft)
10 m (32.81 ft)
30 m (98.43 ft)
50 m (164.04 ft)
100 m (328.08 ft)

Mounting flange, flush mount

None

3" ASME, 150 lb, flat faced

4" ASME, 150 lb, flat faced

6" ASME, 150 lb, flat faced

8" ASME, 150 lb, flat faced

(Note: Flange bolting patterns and facings dimensionally correspond to the applicable ASME B16.5, or EN 1092-1, or JIS B 2220 standard.)

Approvals

FM Class I Div. 1

Order No.

7ML1170-

0

1

B

C

D

E

F

A

B

C

D

E

1

Selection and Ordering data

Further designs

Please add "-Z" to Order No. and specify Order code(s).

Stainless steel tag [69 x 50 mm (2.71 x 1.97 inch)]:
Measuring point number/ identification (max. 27 characters) specify in plain text

Operating Instructions

Quick Start guide, multi-language

Applications Guidelines, multi-language
Note: The Applications Guidelines should be ordered as a separate line item on the order.

This device is shipped with the Siemens Milltronics manual CD containing the complete ATEX Quick Start and Operating Instructions library.

Accessories

Tag, stainless steel with hole, 12 x 45 mm (0.47 x 1.77 inch), one text line for fastening on sensors

Submergence shield kit

Easy Aimer 2, with 3/4" x 1" NPT PVC coupling

Easy Aimer 304, with stainless steel coupling

Universal box bracket, mounting kit

Channel bracket, wall mount

Extended channel bracket, wall mount

Channel bracket, floor mount

Extended channel bracket, floor mount

Bridge channel bracket, floor mount
(see Mounting Brackets on page 4/204 for more information)

1" NPT locknut, plastic

Order code

Y15

Order No.

7ML1998-1DU01

7ML1998-5HV61

7ML1930-1BJ

7ML1830-1BH

7ML1830-1AQ

7ML1830-1AU

7ML1830-1BK

7ML1830-1BL

7ML1830-1BM

7ML1830-1BN

7ML1830-1BP

7ML1830-1BQ

7ML1830-1DS

Level measurement

Continuous level measurement – Ultrasonic transducers

EchoMax XPS and XCT

Selection and Ordering data	Order No.	Selection and Ordering data	Order code
EchoMax XPS-15 ultrasonic transducer High-frequency ultrasonic transducer designed for a wide variety of liquid and solid applications, for use with approved controllers. Includes integral temperature sensor. Measuring range: min. 0.3 m, max. 15 m	7ML1118- 0	Further designs Please add "-Z" to Order No. and specify Order code(s). Stainless steel tag [69 x 50 mm (2.71 x 1.97 inch)]: Measuring point number/ identification (max. 27 characters) specify in plain text	 Y15
Mounting thread and facing 1" NPT [(Taper), ANSI/ASME B1.20.1] 1" NPT [(Taper), ANSI/ASME B1.20.1] with foam facing ¹⁾ 1" NPT [(Taper), ANSI/ASME B1.20.1] with PTFE facing ²⁾ R 1" [(BSPT), EN 10226] R 1" [(BSPT), EN 10226] with foam facing ¹⁾ R 1" [(BSPT), EN 10226] with PTFE facing ²⁾	0 1 2 3 4 5	Operating Instructions Quick Start guide, multi-language Applications Guidelines, multi-language Note: The Applications Guidelines should be ordered as a separate line item on the order. This device is shipped with the Siemens Milltronics manual CD containing the complete ATEX Quick Start and Operating Instructions library.	Order No. 7ML1998-5QM82 7ML1998-5HV61
Cable length 5 m (16.40 ft) 10 m (32.81 ft) 30 m (98.43 ft) 50 m (164.04 ft) 100 m (328.08 ft)	B C E F K	Accessories Tag, stainless steel with hole, 12 x 45 mm (0.47 x 1.77 inch), one text line for fastening on sensors Submergence shield kit Universal box bracket, mounting kit Channel bracket, wall mount Extended channel bracket, wall mount Channel bracket, floor mount Extended channel bracket, floor mount Bridge channel bracket, floor mount (see Mounting Brackets on page 4/204 for more information) 1" NPT locknut, plastic 1" BSPT locknut, plastic Easy Aimer 2, with ¾" x 1" NPT PVC coupling Easy Aimer 2, aluminum with M20 adapter and 1" and 1½" BSPT aluminum couplings Easy Aimer 304 with stainless steel coupling Easy Aimer 304, with M20 adapter and 1" and 1½" BSPT 304 SS couplings	7ML1930-1BJ 7ML1830-1BJ 7ML1830-1BK 7ML1830-1BL 7ML1830-1BM 7ML1830-1BN 7ML1830-1BP 7ML1830-1BQ 7ML1830-1DS 7ML1830-1DR 7ML1830-1AQ 7ML1830-1AX 7ML1830-1AU 7ML1830-1GN
Mounting flange None 6" ASME, 150 lb, flat faced 8" ASME, 150 lb, flat faced DN 150, PN 10/16, Type A, flat faced DN 200, PN 10, Type A, flat faced JIS10K 6B JIS10K 8B (Note: Flange bolting patterns and facings dimensionally correspond to the applicable ASME B16.5 or EN 1092-1, or JIS B 2220 standard.)	A D E J K N P		
Approvals ATEX II 2GD, FM Class I Div. 2, SAA Class I CSA Class I Div. 1 ³⁾	3 4		
¹⁾ Not available with flanged versions ²⁾ Available with flanged versions only ³⁾ Available with mounting options 0 ... 2 only			

Level measurement

Continuous level measurement – Ultrasonic transducers

EchoMax XPS and XCT

Selection and Ordering data	Order No.
EchoMax XPS-15F ultrasonic transducer High-frequency ultrasonic transducer designed for a wide variety of liquid and solid applications, for use with approved controllers. Includes integral temperature sensor. Measuring range: min. 0.3 m, max. 15 m	7ML1171-
Mounting thread and facing 1" NPT [(Taper), ANSI/ASME B1.20.1]	1
Cable length 5 m (16.40 ft) 10 m (32.81 ft) 30 m (98.43 ft) 50 m (164.04 ft) 100 m (328.08 ft)	B C D E F
Mounting flange, flush mount None 6" ASME, 150 lb, flat faced 8" ASME, 150 lb, flat faced (Note: Flange bolting patterns and facings dimensionally correspond to the applicable ASME B16.5, or EN 1092-1, or JIS B 2220 standard.)	A B C
Approvals FM Class I Div. 1	1

Selection and Ordering data	Order code
Further designs Please add "-Z" to Order No. and specify Order code(s). Stainless steel tag [69 x 50 mm (2.71 x 1.97 inch)]; Measuring point number/ identification (max. 27 characters) specify in plain text	Y15
Operating Instructions Quick Start guide, multi-language Applications Guidelines, multi-language Note: The Applications Guidelines should be ordered as a separate line item on the order. This device is shipped with the Siemens Milltronics manual CD containing the complete ATEX Quick Start and Operating Instructions library.	Order No. 7ML1998-1DU01 7ML1998-5HV61
Accessories Tag, stainless steel with hole, 12 x 45 mm (0.47 x 1.77 inch), one text line for fastening on sensors Submergence shield kit Universal box bracket, mounting kit Channel bracket, wall mount Extended channel bracket, wall mount Channel bracket, floor mount Extended channel bracket, floor mount Bridge channel bracket, floor mount (see Mounting Brackets on page 4/204 for more information) 1" NPT locknut, plastic Easy Aimer 2, with ¾" x 1" NPT PVC coupling Easy Aimer 304 with stainless steel coupling	7ML1930-1BJ 7ML1830-1BJ 7ML1830-1BK 7ML1830-1BL 7ML1830-1BM 7ML1830-1BN 7ML1830-1BP 7ML1830-1BQ 7ML1830-1DS 7ML1830-1AQ 7ML1830-1AU

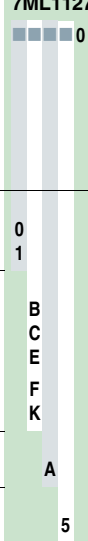
Selection and Ordering data	Order No.
EchoMax XPS-30 ultrasonic transducer High-frequency ultrasonic transducer designed for a wide variety of liquid and solid applications, for use with approved controllers. Includes integral temperature sensor. 1½" universal thread compatible with 1½" NPT and R 1½" [(BSPT), EN 10226] Measuring range: min. 0.6 m (1.97 ft), max. 30 m (98.43 ft)	7ML1123 -
Mounting thread and facing 1½" universal thread 1½" universal thread, foam facing ¹⁾ 1½" universal thread, PTFE facing ²⁾	0 1 2
Cable length 5 m (16.40 ft) 10 m (32.81 ft) 30 m (98.43 ft) 50 m (164.04 ft) 100 m (328.08 ft)	B C E F K
Mounting flange None 6" ASME, 150 lb, flat faced 8" ASME, 150 lb, flat faced DN 150, PN 10/16, Type A, flat faced DN 200, PN 10, Type A, flat faced	A D E J K N P
Approvals ATEX II 2G 1D, FM Class I Div 2, SAA	5

- ¹⁾ Not available with flanged versions
²⁾ Available with flanged versions only

Level measurement

Continuous level measurement – Ultrasonic transducers

EchoMax XPS and XCT

Selection and Ordering data	Order code	Selection and Ordering data	Order No.
<p>Further designs</p> <p>Please add "-Z" to Order No. and specify Order code(s).</p>		<p>EchoMax XPS-40 ultrasonic transducer</p> <p>High-frequency ultrasonic transducer designed for a wide variety of liquid and solid applications, for use with approved controllers. Includes integral temperature sensor.</p> <p>1½" universal thread compatible with 1½" NPT and R 1½" [(BSPT), EN 10226]</p> <p>Measuring range: min. 0.9 m (2.95 ft), max. 40 m (131.23 ft)</p>	<p>7ML1127-0</p> 
<p>Acrylic coated, stainless steel tag [13 x 45 mm</p> <p>Stainless steel tag [69 x 50 mm (2.71 x 1.97 inch)]:</p> <p>Measuring-point number/identification (max. 27 characters) specify in plain text</p>	Y15	<p>Mounting thread and facing</p> <p>1½" universal thread</p> <p>1½" universal thread, foam facing</p>	<p>0</p> <p>1</p> <p>B</p> <p>C</p> <p>E</p> <p>F</p> <p>K</p> <p>A</p> <p>5</p>
<p>Operating Instructions</p> <p>Quick Start guide, multi-language</p> <p>Applications Guidelines, multi-language</p> <p>Note: The Applications Guidelines should be ordered as a separate line item on the order.</p> <p>This device is shipped with the Siemens Milltronics manual CD containing the complete ATEX Quick Start and Operating Instructions library.</p>	<p>Order No.</p> <p>7ML1998-5QM82</p> <p>7ML1998-5HV61</p>	<p>Cable length</p> <p>5 m (16.40 ft)</p> <p>10 m (32.81 ft)</p> <p>30 m (98.43 ft)</p> <p>50 m (164.04 ft)</p> <p>100 m (328.08 ft)</p>	
<p>Accessories</p> <p>Tag, stainless steel with hole, 12 x 45 mm (0.47 x 1.77 inch), one text line for fastening on sensors</p> <p>1½" BSPT locknut, plastic</p> <p>Easy Aimer 2, 1½" NPT galvanized coupling</p> <p>Easy Aimer 304, NPT with 1½" coupling</p> <p>Easy Aimer 2, aluminum with M20 adapter and 1" and 1½" BSPT aluminum couplings</p> <p>Easy Aimer 304, with M20 adapter and 1" and 1½" BSPT 304 SS couplings</p>	<p>7ML1930-1BJ</p> <p>7ML1830-1DP</p> <p>7ML1830-1AN</p> <p>7ML1830-1AT</p> <p>7ML1830-1AX</p> <p>7ML1830-1GN</p>	<p>Mounting flange</p> <p>None</p>	
		<p>Approvals</p> <p>ATEX II 2G 1D, FM Class I Div 2, SAA</p>	
		<p>Selection and Ordering data</p> <p>Further designs</p> <p>Please add "-Z" to Order No. and specify Order code(s).</p>	
		<p>Stainless steel tag [69 x 50 mm (2.71 x 1.97 inch)]:</p> <p>Measuring point number/ identification (max. 27 characters) specify in plain text</p>	Y15
		<p>Operating Instructions</p> <p>Quick Start guide, multi-language</p> <p>Applications Guidelines, multi-language</p> <p>Note: The Applications Guidelines should be ordered as a separate line item on the order.</p> <p>This device is shipped with the Siemens Milltronics manual CD containing the complete ATEX Quick Start and Operating Instructions library.</p>	<p>Order No.</p> <p>7ML1998-5QM82</p> <p>7ML1998-5HV61</p>
		<p>Accessories</p> <p>Tag, stainless steel with hole, 12 x 45 mm (0.47 x 1.77 inch), one text line for fastening on sensors</p> <p>1½" BSPT locknut, plastic</p> <p>Easy Aimer 2, 1½" NPT galvanized coupling</p> <p>Easy Aimer 304, NPT with 1½" coupling</p> <p>Easy Aimer 2, aluminum with M20 adapter and 1" and 1½" BSPT aluminum couplings</p> <p>Easy Aimer 304, with M20 adapter and 1" and 1½" BSPT 304 SS couplings</p>	<p>7ML1930-1BJ</p> <p>7ML1830-1DP</p> <p>7ML1830-1AN</p> <p>7ML1830-1AT</p> <p>7ML1830-1AX</p> <p>7ML1830-1GN</p>

Level measurement

Continuous level measurement – Ultrasonic transducers

EchoMax XPS and XCT

Selection and Ordering data

EchoMax XCT-8 ultrasonic transducer
High-frequency ultrasonic transducer designed for a wide variety of liquid and solid applications, for use with approved controllers. Includes integral temperature sensor.
Ambient temperatures up to 145 °C (293 °F)
Measuring range: min. 0.6 m (2 ft), max. 8 m (26 ft)

Mounting thread and facing

1" NPT [(Taper), ANSI/ASME B1.20.1]
1" NPT [(Taper), ANSI/ASME B1.20.1], PTFE facing¹⁾
R 1" [(BSPT), EN 10226]
R 1" [(BSPT), EN 10226], PTFE facing¹⁾

Cable length

1 m (3.28 ft)
5 m (16.40 ft)
10 m (32.81 ft)
30 m (98.43 ft)
50 m (164.04 ft)
100 m (328.08 ft)

Mounting flange

None
3" ASME, 150 lb, flat faced
4" ASME, 150 lb, flat faced
6" ASME, 150 lb, flat faced
DN 80, PN 10/16, Type A, flat faced
DN 100, PN 10/16, Type A, flat faced
DN 150, PN 10/16, Type A, flat faced
JIS10K 3B
JIS10K 4B
JIS10K 6B
(Note: Flange bolting patterns and facings dimensionally correspond to the applicable ASME B16.5 or EN 1092-1 or JIS B 2220 standard.)
3" universal^{2) 3)}
4" universal^{4) 3)}
6" universal^{5) 3)}
4" sanitary flange⁶⁾

Approvals

ATEX II 2GD, FM Class I, Div. 2, SAA
CSA Class I Div. 1⁷⁾
CE, C-TICK, CSA_{US/C}⁸⁾

Order No.

7ML1132-

0

0

0

0

0

0

0

0

0

0

0

0

0

0

0

0

0

0

0

0

0

0

0

0

0

0

0

0

0

0

0

0

0

0

0

0

0

0

0

0

0

0

0

0

0

0

0

0

0

0

0

0

0

0

0

0

0

0

0

0

0

0

Selection and Ordering data

Further designs

Please add "-Z" to Order No. and specify Order code(s).

Stainless steel tag [69 x 50 mm (2.71 x 1.97 inch)]:
Measuring point number/ identification (max. 27 characters) specify in plain text

Operating Instructions

Quick start manual, multi-language

XCT-8 with Sanitary Flange, multi-language
Note: This manual should be ordered as a separate line item with Mounting Option V.

Applications Guidelines, multi-language
Note: The Applications Guidelines should be ordered as a separate line item on the order.

This device is shipped with the Siemens Milltronics manual CD containing the complete ATEX Quick Start and Operating Instructions library.

Accessories

Tag, stainless steel with hole, 12 x 45 mm (0.47 x 1.77 inch), one text line for fastening on sensors

Submersible hood

Universal box bracket, mounting kit

Channel bracket, wall mount

Extended channel bracket, wall mount

Channel bracket, floor mount

Extended channel bracket, floor mount

Bridge channel bracket, floor mount
(see Mounting Brackets on page 4/204 for more information)

1" NPT locknut, plastic

1" BSPT locknut, plastic

Easy Aimer 304 with stainless steel coupling

Easy Aimer, aluminum, with M20 adapter and ¾ ... 1" and 1½" BSPT couplings

Easy Aimer 304, with M20 adapter and 1" and 1½" BSPT 304 SS couplings

Sanitary, 4" mounting clamp

Sanitary, isolating gasket

Order code

Y15

Y15

Y15

Y15

Y15

Y15

Y15

Y15

Y15

Y15

Y15

Y15

Y15

Y15

Y15

Y15

Y15

Y15

Y15

Y15

Y15

Y15

Y15

Y15

Y15

Y15

Y15

Y15

Y15

Y15

Y15

Y15

Y15

Y15

Y15

Y15

Y15

Y15

Y15

Y15

Y15

Y15

Y15

Y15

Y15

Y15

Y15

Y15

Y15

Y15

Y15

Y15

Y15

Y15

Y15

Y15

Y15

Y15

Y15

Y15

Y15

Y15

Y15

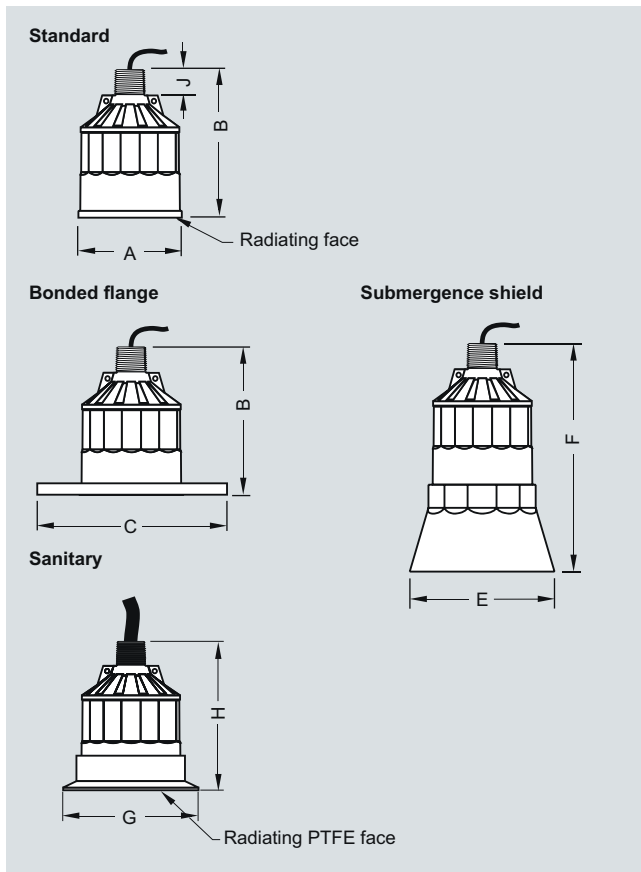
- 1) Available with flange versions S, T, U and, V only
- 2) Universal fits 3" ASME, DN 80, JIS 10K3B style
- 3) Available for mounting thread and facing options 1 and 3 only
- 4) Universal fits 4" ASME, DN 100, JIS 10K4B style
- 5) Universal fits 6" ASME, DN 150, JIS 10K6B style
- 6) Available with Mounting thread and facing options 1 and 3, and approval option 7 only
- 7) Available with mounting thread and facing option 0 only
- 8) Available with 4" mounting flange option V only

Level measurement

Continuous level measurement – Ultrasonic transducers

EchoMax XPS and XCT

Dimensional drawings

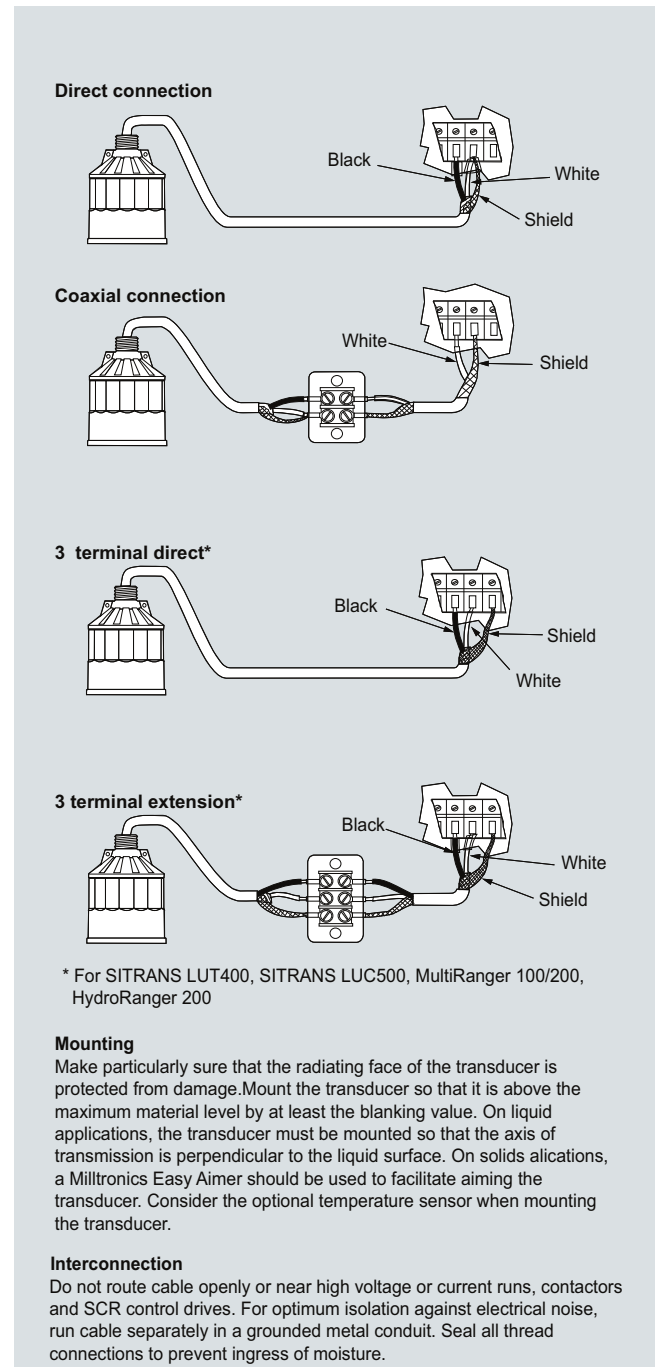


XPS and XCT ultrasonic transducer, dimensions in mm (inch)

Version	XPS-10	XPS-15	XPS-30	XPS-40
Dimension				
A	88 mm (3.464 inch)	121 mm (4.764 inch)	175 mm (6.890 inch)	206 mm (8.110 inch)
B	122 mm (4.803 inch)	132 mm (5.197 inch)	198 mm (7.795 inch)	229 mm (9.016 inch)
C	According to ASME, DIN and JIS			n/a
E	124 mm (4.882 inch)	158 mm (6.220 inch)	n/a	n/a
F	152 mm (5.984 inch)	198 mm (7.795 inch)	n/a	n/a
J	28 mm (1.1 inch)	28 mm (1.1 inch)	28 mm (1.1 inch)	28 mm (1.1 inch)

Version	XCT-8	XCT-12
Dimension		
A	88 mm (3.464 inch)	121 mm (4.764 inch)
B	122 mm (4.803 inch)	132 mm (5.197 inch)
C	According to ASME, DIN and JIS	
E	n/a	n/a
F	n/a	n/a
G	Sanitary version: 119 mm (4.68 inch)	n/a
H	Sanitary version: 122 mm (4.8 inch)	n/a
J	28 mm (1.1 inch)	28 mm (1.1 inch)

Schematics



XPS and XCT ultrasonic transducer connections

Level measurement

Continuous level measurement – Ultrasonic transducers

EchoMax XPS and XCT

Selection and Ordering data

EchoMax XCT-12 ultrasonic transducer
High-frequency ultrasonic transducer designed for a wide variety of liquid and solid applications, for use with approved controllers. Includes integral temperature sensor.
Ambient temperatures up to 145 °C (293 °F)
Measuring range: min. 0.6 m (2 ft), max. 12 m (40 ft)

Mounting thread and facing

1" NPT [(Taper), ANSI/ASME B1.20.1]
1" NPT [(Taper), ANSI/ASME B1.20.1], PTFE facing, available for flange options U only¹⁾
R 1" [(BSPT), EN 10226]
R 1" [(BSPT), EN 10226], PTFE facing, available for flange options U only¹⁾

Cable length

1 m (3.28 ft)
5 m (16.40 ft)
10 m (32.81 ft)
30 m (98.43 ft)
50 m (164.04 ft)
100 m (328.08 ft)

Mounting flange

None
6" ASME, 150 lb, flat faced
8" ASME, 150 lb, flat faced
DN 150, PN 10/16, Type A, flat faced
DN 200, PN 10, Type A, flat faced
JIS10K 6B
JIS10K 8B
(Note: Flange bolting patterns and facings dimensionally correspond to the applicable ASME B16.5 or EN 1092-1 or JIS B 2220 standard.)
6" universal for 6" ASME, DN 150 or JIS 10K6B style²⁾

Approvals

ATEX II 2GD, FM Class I, Div. 2, SAA
CSA Class I, Div. 1, available with mounting thread and facing option 0 only

¹⁾ Available with universal flanges only

²⁾ For use with mounting thread and facing option 1 and 3 only

Order No.

7ML1136-

0

0

0

0

0

0

0

0

0

0

0

0

0

0

0

0

0

0

0

0

0

0

0

0

0

0

0

0

0

0

0

0

0

0

0

0

0

0

0

0

0

0

0

0

0

0

0

0

0

0

0

0

0

0

0

0

0

0

0

0

0

0

Selection and Ordering data

Further designs

Please add "-Z" to Order No. and specify Order code(s).

Stainless steel tag [69 x 50 mm (2.71 x 1.97 inch)]:
Measuring point number/ identification (max. 27 characters) specify in plain text

Operating Instructions

Quick start manual, multi-language

Applications Guidelines, multi-language
Note: The Applications Guidelines should be ordered as a separate line item on the order.

This device is shipped with the Siemens Milltronics manual CD containing the complete ATEX Quick Start and Operating Instructions library.

Accessories

Tag, stainless steel with hole, 12 x 45 mm (0.47 x.77 inch), one text line for fastening on sensors

Submergence shield kit

Universal box bracket, mounting kit

Channel bracket, wall mount

Extended channel bracket, wall mount

Channel bracket, floor mount

Extended channel bracket, floor mount

Bridge channel bracket, floor mount
(see Mounting Brackets on page 4/204 for more information)

1" NPT locknut, plastic

1" BSPT locknut, plastic

Easy Aimer 304 with stainless steel coupling

Easy Aimer 2, aluminum with M20 adapter and 1" and 1½" BSPT aluminum couplings

Easy Aimer 304, with M20 adapter and 1" and 1½" BSPT 304 SS couplings

Order code

Y15

Order No.

7ML1998-5QM82

7ML1998-5HV61

7ML1930-1BJ

7ML1830-1BJ

7ML1830-1BK

7ML1830-1BL

7ML1830-1BM

7ML1830-1BN

7ML1830-1BP

7ML1830-1BQ

7ML1830-1DS

7ML1830-1DR

7ML1830-1AU

7ML1830-1AX

7ML1830-1GN